

LuxWood

Home & Office Furniture



Quality Office Furniture

Desks | Chairs | Bookshelves | Credenzas | Files



Catalog
2023

Delivering Style & Excellence

TO PROVIDE YOU WITH AN ORGANIZED AND COMFORTABLE WORKPLACE

Designed with attention to detail and high quality products, our furniture will give you the quality you desire. We use solid wood and select veneers. Our furniture is finished to resist staining and marring. All of our styles, wood, stains, distressing, paint, fabric and hardware options will coordinate perfectly with your choice of furniture—and you!

From the placement of your order, to the delivery and installation of your furniture, we will handle it all with great care. We give you the quality furniture at a reasonable price!



LuxWood

Home Office Furniture




Table of Contents



Newport

DESK GROUP 8



Eshton

DESK GROUP 12




Loft

DESK GROUP 26



Westin

LIFT DESKS 28




Shelton

DESK GROUP 30



Office Pro

DESK GROUP 34




Belmont

DESK GROUP 38




Hampton

DESK GROUP 42




Harrington

DESK GROUP 46



File Storage

. 49



Office Chairs

. 50



Options

FINISH OPTIONS 52

HARDWARE OPTIONS 55

WARRANTY 58

CARE GUIDE 59

Newport

DESK GROUP

With its rustic intricate design on the side panels and raised drawer fronts, the Newport Desk Group combines contemporary furniture styles with the rustic.



Newport

LARGE COMPUTER CREDENZA

Newport Large Hutch (4112)


59 1/2"W x 10"D x 23"H

Monitor Area - 30 1/2"W x 16 1/2"H



Newport Large Credenza (4120)

59 1/2"W x 23"D x 30"H



*Shown in
Brown Maple
with Kona Stain*

STANDARD FEATURES

Large Credenza (4120)

- Keyboard Tray
- Two File Drawers
- Dovetail Drawer Boxes
- Printer Pullout
- Two Pencil Drawers with Pencil Tray
- Two Divided Drawers
- One Adjustable Shelf
- Full Extension Ball Bearing Drawer Slides
- Desktop Grommet

Optional Upgrades

Large Credenza (4120)

- Locking File Drawers





Newport

SMALL COMPUTER CREDENZA



*Shown in
Brown Maple*

STANDARD FEATURES

Small Credenza (4118)

- Keyboard Tray
- Divided Drawer with Pencil Tray
- File Drawer
- Dovetail Drawer Boxes
- Printer Pullout
- One Adjustable Shelf
- Full Extension Ball Bearing Drawer Slides

Kneehole Desk (4122)

- Pencil Drawer
- Two File Drawers
- Four Divided Drawers

OPTIONAL UPGRADES

Small Credenza (4118)

- Locking File Drawers
- Desktop Grommet

Kneehole Desk (4122)

- Keyboard Tray instead of Pencil Drawer
- Locking File Drawers
- Desktop Grommet



Newport Kneehole Desk (4122)

62½"W x 23"D x 30"H

*Shown in Brown Maple with
OCS-109 S12 Stain*



Newport Small Credenza (4118)

44"W x 23"D x 30"H

Newport Small Hutch (4110)

44"W x 10"D x 14"H

Newport

LEANIN BOOKSHELF & DESK



Newport Leanin Bookshelf (4126)

33"W x 14½"D x 85"H

Shown with Onyx stained uprights and Antique Slate shelves.



Newport Leanin Desk (4124)

33"W x 19½"D x 85"H

Shown with Onyx stained uprights and Antique Slate shelves.



STANDARD FEATURES

Leanin Bookshelf (4126)

- Five Shelves
- Built with Brown Maple shelves and Poplar uprights

Leanin Desk (4124)

- Two Bookshelves
- 19½" deep x 30" high desktop work area
- Built with Brown Maple shelves and Poplar uprights



*Shown in Optional Two-Tone Finish
Classic White with Antique Slate Top*



Newport Desk Table (4116)

*Comes standard with a pencil drawer.
Optional upgrade includes keyboard tray.*

44"W x 22"D x 30"H

Shown in Brown Maple with Kona Stain

Newport

ADDITIONAL ACCESSORIES



Newport Desk Chair
(1570DC-L-44)

Features leather seat and gas lift.
Seat height from 19"-22".
23"W x 22"D x 38"H

*Shown in Brown Maple with
OCS109 S-12 Stain*



Newport Side Chair
(1570SC)

17"W x 17"D x 38"H

Shown in Brown Maple



Newport Corner Table (4114)

22"W x 23"D x 30"H

Shown in Brown Maple with Kona Stain



Newport File (4128)

22"W x 23"D x 25½"H

Features one divided drawer
and one file drawer (stores letter or legal
files). Dovetailed full extension drawers.

Shown in Brown Maple with Antique Slate stain.

Eshton

DESK GROUP

Define your space and style with the simple elegance of the Eshton Desk Group. Choose from an assortment of desks, bookcases and file cabinets to create the office space that works for you.







STANDARD FEATURES

Shown in Maple with Dark Walnut Stain

Executive Desk (5010)

- Dovetail Drawer Boxes
- Full Extension Ball Bearing Drawer Slides
- Two File Drawers
- Four Divided Drawers
- Pencil Drawer
- Two Writing Tray Pullouts
- Two Desktop Grommets
- Finished Back

OPTIONAL UPGRADES

Executive Desk (5010)

- Keyboard Tray instead of Pencil Drawer
- Locking File Drawers
- Two tone Finish



**Eshton Executive
Desk (5010)**

70"W x 30"D x 30"H



Eshton Storage Credenza (5012)
68"W x 23"D x 30"H

STANDARD FEATURES

Storage Credenza (5012)

- Dovetail Drawer Boxes
- Four File Drawers - holds letter or legal size files
- One Adjustable Shelf
- Full Extension Ball Bearing Drawer Slides
- Soft Close Hinges

Hutch Tops (5014, 5016, 5018)

- Soft Close Hinges
- Adjustable Shelves

OPTIONAL UPGRADES

Storage Credenza (5012)

- Locking File Drawers

Hutch Tops (5014, 5016, 5018)

- LED Lighting

3 Hutch Options Available for Storage Credenza



Eshton Hutch Top with
Wood Doors (5016)
*With 6 adjustable shelves
inside doors*
68"W x 14"D x 48"H



Eshton Hutch Top with
Upper Wood Doors
(5014)
*With 2 adjustable shelves
inside doors*
68"W x 14"D x 48"H



Eshton Hutch top with Divided
lite Glass doors (5018)
*With 6 adjustable shelves
inside doors*
68"W x 14"D x 48"H
Optional: LED lighting



STANDARD FEATURES

L-Shape Desk (5020)

- Right Hand Return
- Full Extension Ball Bearing Drawer Slides
- Dovetail Drawer Boxes
- Pencil Drawer (return side)
- Keyboard Tray in Desk
- Finished Back

OPTIONAL UPGRADES

L-Shape Desk (5020)

- Left Hand Return



Eshton L-Shape
Desk (5020)
58"W x 58"D x 30"H



Hutch with Single
Door (5022)
58"W x 13"D x 24"H



Printer Cabinet (5030)
35½"W x 25"D x 30"H
One adjustable shelf inside doors

3 Hutch Options Available for Printer Cabinet
Also fit Lateral File Cabinet on p. 19



Hutch Top with Glass Doors (5036)
35½"W x 14"D x 48"H
With Three adjustable shelves



Hutch Top Open (5032)
35½"W x 14"D x 48"H
With Three adjustable shelves



Hutch Top with Wood Doors (5034)
35½"W x 14"D x 48"H
With Three adjustable shelves



Low File Cabinet (5026)
22"W x 23"D x 23"H
1 Divided Drawer & 1 File Drawer

Eshton Desk Chair (5024)
Available in Oak, Brown Maple, Cherry, and Qtr Sawn White Oak
24"W x 20"D x 38"H
Seat - 18 1/2" x 17 1/2"
Seat - 18"x 19"
Seat Height - 18" – 21"
Shown in Brown Maple, Asbury stain





STANDARD FEATURES

Corner Desk (5064)

- Keyboard Tray
- Two Divided Drawers
- Two Writing Tray Pullouts
- Pencil Tray
- Three File Drawers
- Desktop Grommet
- Flip-up Corner Desktop
- Dovetail Drawer Boxes
- Full Extension Ball Bearing Drawer Slides

OPTIONAL UPGRADES

Corner Desk (5064)

- Pencil Drawer instead of Keyboard Tray
- Locking File Drawers



Eshton Corner Desk (5064)

73"W x 73"D x 30"H

Shown in Brown Maple with OCS Rich Cherry Stain



Student Desk
Hutchtop (5091)
47 3/4"W x 11 1/2"D x 28"H
23 1/4"W x 20"H Monitor
Opening Size



Eshton Student
Desk (5090)
47"W x 13"D x 24"H
*Shown in Brown Maple
with OCS 119 Cappuccino
Stain, 602-96SIM pulls*



Alternate Hutch Top Option
Bookcase Hutch top (5092)
47 3/4"W x 13"D x 24"H

STANDARD FEATURES

Student Desk (5090)

- Pencil Drawer
- One Divided Drawer with Pencil Tray
- One File Drawer (holds letter or legal size files)
- Dovetailed Drawer Boxes
- Full Extension Ball Bearing Drawer Slides
- 1" thick Desktop

Student Desk Hutch Top (5091)

- Cubbies
- Paper Slots
- Bookshelf Top

File Cabinets (5056, 5058, 5059, 5072)

- Dovetailed Drawer Boxes
- Full Extension Ball Bearing Drawer Slides
- Holds Letter or Legal Size Files

OPTIONAL UPGRADES

File Cabinets (5056, 5058, 5059, 5072)

- Locking Drawers

*Shown in Brown Maple
with OCS Coffee Stain*



2 Drawer File
Cabinet (5056)
*Stores letter or
legal size files.*
22"W x 25"D x 30"H



3 Drawer File
Cabinet (5058)
Stores letter or legal size files.
22"W x 25"D x 42 1/2"H



4 Drawer File
Cabinet (5059)
22"W x 25"D x 55"H



*Lateral File
shown with
file bar system.*



Lateral File (5072)
*Stores letter or legal size files.
See hutch top options on p. 17*
35 1/2"W x 25"D x 30"H
*Shown in Brown Maple with
OCS 227 Rich Cherry*



Work smarter.
Be healthier.



Eshton Lift Desk Table (5094)
28"H (min) to 47" (max)

The ability to sit or stand, with adjustable height, increases productivity and alertness.

NOW AVAILABLE IN TWO SIZES!

(5094) 50"W x 28"D

NEW! (5098) 60"W x 30"D



**Work Smarter
Be Healthier**
with a Lift Desk

STANDARD FEATURES

Lift Desk Table (5094)

- 1" Desktop
- Pencil Drawer
- Desktop Power Supply
- Lift features dual motor system with four programmable memory settings. Max weight 220 lbs, lift speed 1.5"/second.
- Base width 27-1/2"

Stand Up Desk (5088)

- Pencil Drawer with Pencil Tray
- Solid wood construction
- 1" Desktop



Eshton Hutch (5082)

Monitor Space:
26"W x 21½"H;
68"W x 15"D x 42"H

Eshton Double Pedestal Desk (5066)

68"W x 25"D x 30"H

STANDARD FEATURES

Double Pedestal Desk (5066)

- Dovetail Drawer Boxes
- Full Extension Ball Bearing Drawer Slides
- Two File Drawers
- Four Divided Drawers
- Pencil Tray
- Keyboard Tray
- Two Writing Tray Pullouts
- Desktop Grommets

Eshton Hutch (5082)

- Open center with Wood Back
- Flat Panel Doors
- Two Adjustable Shelves

Eshton Hutch (5086)

- Open center with Wood Back
- Two Small Doors
- Four Small Drawers
- Four Mail Cubbies

Desk Table (5074)

- Pencil Drawer

Small Hutch (5015)

- Six Dovetailed Drawers
- Six Mail Cubbies

Stand Up Desk (5088)

- Pencil Drawer with Pencil Tray
- Solid wood construction
- 1" Desktop

Alternate Hutch Top Option for 5066

Eshton Hutch (5086)

Open Space: 25½"W x 12"H;
68"W x 13"D x 19"H



OPTIONAL UPGRADES

Double Pedestal Desk (5066)

- Pencil Drawer instead of Keyboard Tray
- Locking File Drawers
- Exterior Finished Back

Eshton Hutch (5082)

- Solid Wood Tongue & Groove Back
- LED Lights
- Glass Doors

Desk Table (5074)

- Keyboard Tray



Small Eshton Hutch (5015)

48"W x 11¼"D x 15"H

Eshton Desk Table (5074)

50"W x 25"D x 30"H

*Shown in Brown Maple
with Two-Tone Black
Rub-through &
OCS 225 Mission Maple*



Eshton Stand Up Desk (5088)

50"W x 25"D x 42"H

*This desk provides a standing height desktop without the cost of the adjustable height lift.
Perfect for those who need a fixed height work surface.*

Shown in Brown Maple with OCS 228 Rich Tobacco Stain



STANDARD FEATURES

Eshton Hutch (5079)

- Two Adjustable Shelves
- Two Fixed Shelves with Wood Back

Single Pedestal Desk (5054)

- Dovetail Drawer Boxes
- File Drawer
- Keyboard Tray
- Two Divided Drawers with a Pencil Tray
- Righthand Drawer Pedestal
- Writing Tray Pullout
- Desktop Grommet
- Open Side & Back in Knee-hole
- Full Extension Ball Bearing Drawer Slides

Eshton Hutch (5027)

- Four Dovetail Drawers
- Two Shelves
- Mail Cubbies
- Wood Back

Eshton Desk Table (5075)

Comes standard with a pencil drawer. Optional upgrade includes keyboard tray.

50"W x 25"D x 30"H



OPTIONAL UPGRADES

Eshton Hutch (5079)

- Solid Wood Tongue & Groove Back
- LED Lights

Single Pedestal Desk (5054)

- Pencil Drawer instead of Keyboard Tray
- Lefthand Drawer Pedestal
- Exterior Finished Back
- Closed Side & Back Panel
- Locking File Drawers



Eshton



Eshton Hutch (5027)
Monitor Space: 23½"W x 20"H
48"W x 11¼"D x 27"H

Eshton Single Pedestal
Desk (5054)
50"W x 25"D x 30"H



Eshton Hutch (5079)
52½"W x 18"D x 47"H

Corner Table (5076)

32"W x 25"D x 30"H

Shown in Brown Maple with Two-Tone Black Rub-through & OCS 113 Michaels Stains



Eshton Corner
Table (5077)
25"W x 25"D x 30"H



STANDARD FEATURES

Open Bookcase (5060)

- Two Adjustable Shelves

Bookcase (5062)

- Divided Lite Glass Doors

5' Bookcase Open (5065)

- Four Adjustable Shelves (12"D)

6' Bookcase Open (5067)

- Five Adjustable Shelves (12"D)

5' Bookcase w/ Divided Lite Glass Doors (5069)

- Four Adjustable Shelves (12"D)

6' Bookcase w/ Lower Doors (5071)

- Four Adjustable Shelves (12"D)

OPTIONAL UPGRADES

Bookcase (5062), (5069)

- Specialty Glass
- Glass Shelves
- LED Lighting

Bookcases (5065, 5067, 5069, 5071)


- LED Lighting



Eshton 6 Ft Bookcase,
Open (5067)

36"W x 15½"D 72"H


Shown in Oak with Tavern Stain



Eshton 6 Ft Bookcase
with Lower Doors (5071)

36"W x 15½"D 72"H

Shown in Oak with Tavern Stain



Eshton 5 Ft
Bookcase Open (5065)

36"W x 15½"D 60"H

Shown in Oak with Tavern Stain



Eshton 5 Ft Bookcase
with 10 Lite Glass Doors
(5069)

36"W x 15½"D 60"H

Shown in Oak with Tavern Stain



Eshton Open Bookcase
(5060)

36"W x 15½"D x 42½"H

*Shown in Brown Maple with
OCS Coffee Stain*



Eshton Bookcase
(5062)

36"W x 15½"D x 42½"H

*Shown in Brown Maple with
OCS Coffee Stain*

Loft

DESK GROUP

The Loft Group brings a unique charm to the look of your office space. It combines the rustic farmhouse vibe of reclaimed barnwood with another species of wood, resulting in high contrast furniture.



WORK SMARTER, BE HEALTHIER

- Ability to Sit or Stand with Adjustable Height
- Encourages Good Posture & Increased Movement
- Increases Productivity & Alertness
- Multiple Health Benefits

**Lift Desk Table
with Barnwood Top**
28"H (min) to 47" (max)

NOW AVAILABLE IN TWO SIZES!

(1001) 50"W x 28"D

NEW! (1002) 60"W x 30"D (shown)

STANDARD FEATURES

Lift Desk Table w/ Barnwood Top (1001), (1002)

- 1 1/2" Desktop
- Pencil Drawer
- Lift features dual motor system with four programmable memory settings. Max weight 275 lbs, lift speed 1.5"/second.
- Base width 27-1/2"

Desk (1004) & Computer Hutch (1006)

- Dovetail Drawers
- Full Extension Bearing Slides
- Two-tone Finish

OPTIONAL UPGRADES

Desk (1004) & Computer Hutch (1006)

- Drawer Locks

Loft

ADDITIONAL LOFT ITEMS AVAILABLE:

- Loft Lateral File 2-Drawer (1010)
- Loft 2-Drawer File (1008)
- Loft 4 Door Hutch w/ Cubbies (1012)
- Loft 2 Door Hutch (1014)

Barnwood
Top



Desk (1004)

68"W x 30"D x 30"H

Computer Hutch (1006)

68"W x 13"D x 19"H

Shown in Brown Maple / Barnwood, Briar stain with Canyon Oak on Barnwood

Westin

LIFT DESKS

Upgrade your office comfort and presentation all in one piece of furniture,
the Westin Lift Desk. Back or shoulder pain from sitting all day?

Now you can stand to work when you need a stretch.



Westin



Westin Lift Desk (9010-22-BLK)
 68"W x 30"D with Adjustable Height
 24"H (min) to 49.5" (max)
 25" W Knee-hole Space
*Also available with
 Reclaimed Barnwood Top (9000), (not pictured)*

Executive
 Style Finished
 Back for a
 professional
 presentation

*The ability to sit or stand, with adjustable
 height, increases productivity and alertness.*



Westin Single Pedestal Lift Desk (9012)
 52"W x 30"D with Adjustable Height
 24"H (min) to 49.5" (max), 25" W Knee-hole Space
Shown in OCS 135-Driftwood



STANDARD FEATURES

Westin Lift Desk (9010-22-BLK)

- Solid Wood Desktop with furniture grade veneer-core panels for less weight
- Pencil Drawer
- 2 Divided Drawers
- 2 File Drawers, will hold letter or legal-sized files
- Dovetailed drawers with full extension ball bearing slides
- Base width 27-1/2"
- Power Supply Mounted in Desktop - centered right to left along back edge
- Executive Style finished back
- Control panel with 3 programmable preset heights and reminder function
- Adjustable lift mechanism with 2-year Limited Warranty, 275 lb. load rating
- Wood desk without lift mechanism weighs 145 lbs allowing for 130 lb load
- Total Weight 220 lbs.

Westin Lift Desk (9012-22-BLK)

- Solid Wood Desktop with furniture grade veneer-core panels for less weight
- Pencil Drawer
- 1 Divided Drawers
- 1 File Drawers, will hold letter or legal-sized files
- Dovetailed drawers with full extension ball bearing slides
- Base width 27-1/2"
- Power Supply Mounted in Desktop - centered in knee-hole area along back edge
- Executive Style finished back
- Control panel with 3 programmable preset heights and reminder function
- Adjustable lift mechanism with 2-year Limited Warranty, 275 lb. load rating

Shelton

DESK GROUP

Drawing from the lines of our popular Eshton model, this desk group features recessed door and drawer panels. The transitional style will complement most modern offices, while blending well with older architecture.



Shelton

DOUBLE PEDESTAL DESK & HUTCH



Double Pedestal Desk (8002)

68"W x 25"D x 30"H

Hutch with Cubbie (8010)

Monitor Space: 25½"W x 22½"H

68"W x 15"D x 48"H

*Shown in Brown Maple with
OCS Mission Maple Stain*

STANDARD FEATURES

Double Pedestal Desk (8002)

- Two Writing Tray Pullouts
- Four Divided Drawers
- Two File Drawers
- Desktop Grommets
- Keyboard Tray
- Full Extension Ball Bearing Drawer Slides
- Dovetail Drawer Boxes

Shelton Hutch (8010)

- Six Mail Cubbies
- Flat Panel Wood Doors
- Wood Back

OPTIONAL UPGRADES

Double Pedestal Desk (8002)

- Pencil Drawer instead of Keyboard Tray
- Locking File Drawers

Shelton Hutch (8010)

- Solid Wood Tongue & Groove Back
- LED Lights
- Glass Doors - Clear or Specialty Glass
- Glass Shelves



Shelton

EXECUTIVE DESK



*Shown in Brown Maple with
OCS 225 Mission Maple*



Standard Finished Back on Executive Desk

STANDARD FEATURES

Executive Desk (8032)

- Pencil Drawer
- Two Writing Tray Pullouts
- Four Divided Drawers
- Two File Drawers
- Desktop Grommets
- Exterior Finished Back
- Full Extension Ball Bearing Drawer Slides
- Dovetail Drawer Boxes

OPTIONAL UPGRADES

Executive Desk (8002)

- Locking File Drawers
- Keyboard Tray instead of Pencil Drawer



Shelton Executive Desk (8032)

70"W x 32"D x 30"H



**Shelton Large
Bookcase (8008)**

*Standard with clear glass
doors and wood shelves.
Optional upgrades include
specialty glass, glass shelves,
solid wood tongue and
groove back & LED Lights.*
64"W x 15"D x 54"H

Shown in Brown Maple with OCS Mission Maple Stain

Shelton

CORNER DESK



Shelton Corner Desk (8034)
63"W x 63"D x 30"H, 23"D Desktop,
27"W Kneehole Space

*Shown in Brown Maple with Elm Tops
and drawer front panels, optional two
tone finish. OCS 230 Onyx and OCS 113
Michaels Cherry stain. 650-96DBAC pulls*

**Shelton Corner Computer
Hutch (8036)**
50"W x 12"D x 22 1/2"H,
31 1/2"W x 20"H Monitor Opening Size

*Shown in Brown Maple with Elm Top,
optional two tone finish. OCS 230 Onyx
and OCS 113 Michaels Cherry stain.*



STANDARD FEATURES

Corner Desk (8034)

- Keyboard Tray in Kneehole Space
- Four Divided Drawers
- Two File Drawers (letter or legal)
- Dovetailed Drawer boxes with full ball bearing drawer slides.
- Solid wood construction with 1" thick desktop

Computer Hutch (8036)

- Solid wood construction with 1" thick top

OPTIONAL UPGRADES

- Locking Drawers
- Pencil Drawer instead of Keyboard Tray



**Double Lateral
File (8004)**
*Stores letter or legal
size files.*
64½"W x 25"D x 30"H



**2 Drawer File
Cabinet (8012)**
*(not pictured) Stores
letter or legal size files.*
22"W x 25"D x 30"H

Lateral File (8006)
*Stores letter or
legal size files.*
35½"W x 25"D x 30"H



Office Pro

DESK GROUP

For office furniture that inspires creativity and productivity,
the Office Pro Desk Group is designed to match your style and budget.



Office Pro

EXECUTIVE COLLECTION GROUP



Office Pro Group (6200)
Complete 6 Piece
88½"W x 88½"D x 78"H

Heritage Office Chair (68L)
26"W x 18"D x 35-39"H
See page 40 for more information



STANDARD FEATURES

Office Pro Group (6200)

- Raised Panel Doors, Drawer Fronts and Sides
- Keyboard Tray in Corner
- Printer Pullout
- CPU Storage
- File Drawer
- Writing Tray Pullout
- Two Divided Drawers (one with pencil tray)
- Dovetail Drawer Boxes
- Full Extension Ball Bearing Drawer Slides
- Three Desktop Grommets

OPTIONAL UPGRADES

Office Pro Group (6200)

- LED Lights
- Solid Wood Tongue & Groove Back
- Glass Doors
- Glass Shelves
- Locking File Drawers

Corner Desk (6230) (A)
Featuring a keyboard tray & bottom shelf.
45¾"W x 45¾"D x 30"H

Corner Computer Hutch (6214) (B)
45¾"W x 45¾"W x 14"D x 48"H

Right Hutch (4214R) (C)
42"W x 14"D x 48"H
Crown protrudes an additional 2½" on front & sides

Left Hutch (4214L) (D)
42"W x 14"D x 48"H
Crown protrudes an additional 2½" on front & sides

Right Base (4230R) (E)
42¾"W x 24½"D x 30"H

Left Base (4230L) (F)
42¾"W x 24½"D x 30"H



Shown in Cherry with Standard Distressing Finish and Harvest Stain.



STANDARD FEATURES

Shown in Maple with Asbury Stain.

Wall unit as shown consists of 3 lateral files and 3 bookcase hutches bolted together.

Executive Desk (6300)

- Pencil Drawer with Pencil Tray
- 2 Writing Tray Pullouts
- 4 Divided Drawers
- 2 File Drawers
- 2 Desktop Grommets
- Dovetail Drawer Boxes
- Full Extension Ball Bearing Drawer Slides
- Raised Panel Doors, Drawer Fronts, Sides, and Back

OPTIONAL UPGRADES

Executive Desk (6300)

- Locking File Drawers
- Keyboard Tray instead of Pencil Drawer




*Raised Panel
Back View*

Note: This desk is built in four pieces and bolts together upon installation. This makes it possible to get through narrow doorways.

**Raised Panel Executive
Desk (6300)**

70"W x 36"D x 30"H

*Shown in Cherry with Standard
Distressing Finish and Harvest Stain*



Office Pro

EXECUTIVE DESK & ACCESSORIES

**Raised Panel Executive
Desk (6320)**

(not shown)

65"W x 30"D x 30"H



6' Bookcase (6240)

*Featuring raised panel side &
5 adjustable shelves. Crown
protrudes an additional 2 1/2"
on front & sides*

36"W x 13"D x 72"H



5' Bookcase (6238)

*Featuring raised panel side &
4 adjustable shelves. Crown
protrudes an additional 2 1/2"
on front & sides*

36"W x 13"D x 60"H



Bookcase Hutch (6234)

*Featuring 3 adjustable shelves.
Crown protrudes an additional
2 1/2" on front & sides.*

31"W x 14"D x 48"H

Lateral File (6232)

Stores letter or legal size files.

33"W x 24 3/4"D x 30"H

Shown in Cherry with OCS 116 Harvest

Belmont

DESK GROUP

The ultimate in style and function, the Belmont Desk Group is a versatile workplace for your endeavors. Well designed features maximize your workspace, making your office more pleasant and productive. With a variety of hardwoods and finishes, you can create the perfect look for your office.



Belmont

CORNER DESK GROUP

*Shown in Brown
Maple with Standard
Distressing and OCS
Michaels Cherry Stain*



Belmont Corner Desk (7050) (A)
44"W x 44"D x 30"H

Lefthand Desk Base (7066) (C)
40"W x 24"D x 30"H

Belmont Hutch (7052) (B)
44"W x 44"W x 12¾"D x 50"H
47"W x 47"W x 15¾"D at crown moulding

Righthand Desk Base (7062) (D)
50"W x 24"D x 30"H

STANDARD FEATURES

- Full Extension Ball Bearing Drawer Slides
- Flat Panel Doors & Drawer Fronts with Square Pegs
- Flat Panel Sides with Square Pegs

A - Corner Desk (7050)

- Keyboard Tray
- Two Desktop Grommets

B - Hutch (7052)

- Open Center with Adjustable Shelf

C - Lefthand Desk Base (7066)

- Pencil Drawer with Pencil Tray
- Writing Tray Pullout
- CPU Storage

D - Righthand Desk Base (7062)

- Writing Tray Pullout
- Two File Drawers
- Dovetail Drawer Boxes

OPTIONAL UPGRADES

B - Hutch (7052)

- Solid Wood Tongue & Groove Back
- LED Lighting
- Center Lift Lid
- Center Glass Door

D - Righthand Desk Base (7062)

- Locking File Drawers
- Replace Upper File Drawers for 2 Smaller Divided Drawers





Belmont

L SHAPED DESK

*Shown in Brown
Maple with OCS 113
Michaels Cherry Stain*

STANDARD FEATURES

L-Desk (7076)

- Standard with Finished Back on Return
- Pencil Drawer with Pencil Tray
- Keyboard Tray
- Pencil Drawer
- 2 Writing Tray Pullouts
- 4 Divided Drawers
- 2 Desktop Grommets
- Dovetail Drawer Boxes
- Full Extension Ball Bearing Drawer Slides
- Flat Panel Doors, Drawer Fronts and Sides

Hutch (7074)

- Flat Panel Doors
- Adjustable Shelves with Wood Back

OPTIONAL UPGRADES

L-Desk (7076)

- Locking File Drawers
- Keyboard Tray instead of Pencil Drawer

Hutch (7074)

- Solid Tongue & Groove Back
- LED Lights

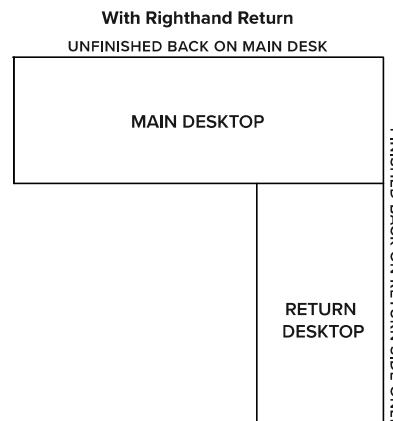
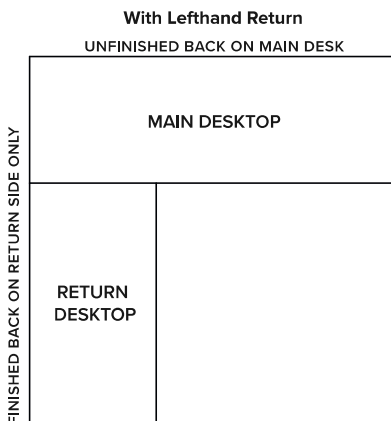


Belmont Hutch (7074)

75¾"W x 16 3/8"D x 46"H

Belmont L-Desk (7076)

73"W x 73"D x 30"H



Belmont

ADDITIONAL ACCESSORIES



Bookcase (7072)

Standard with clear glass in doors (as shown). Optional upgrades include specialty glass or wood doors.

48"W x 15"D x 43½"H

Shown in Brown Maple with OCS Michaels Cherry Stain



5 Shelf Bookcase (7054)

Five Adjustable Shelves

36"W x 13"D x 80"H

42"W x 16"D at crown moulding

Shown in Brown Maple with Standard

Distressing and OCS Michaels Cherry Stain



Lateral File (7064)

Stores letter or legal size files.

33½"W x 24"D x 30"H

Shown in Brown

Maple with OCS

Michaels Cherry Stain

Hampton

DESK GROUP

Make a powerful first impression with the Hampton Desk Group. This desk is a blend of traditional and contemporary styles. The superior craftsmanship and versatile options make any office more impressive and productive.



Hampton

L-DESK & HUTCH



*Shown in Red Oak
with OCS Harvest
Stain 116.*



Hampton Hutch (7002)
*Hutch top is 14" deep, crown protrudes
3" on each end and front.*
71"W x 14"D x 45¾"H

Hampton L-Desk (7001)
*Choice of Lefthand or Righthand
return available. Desktop is 25" deep.*
73"W x 73"D x 30"H

STANDARD FEATURES

Corner Desk (7001)

- Standard with Righthand Return
- Keyboard Tray
- Pencil Drawer with Pencil Tray
- Two Writing Tray Pullouts
- CPU Storage
- Two Divided Drawers
- Full Extension Ball Bearing Drawer Slides
- File Drawer
- Finished Back on Return Side
- Two Desktop Grommets

Hutch (7002)

- Raised Panel Doors
- Adjustable Shelves

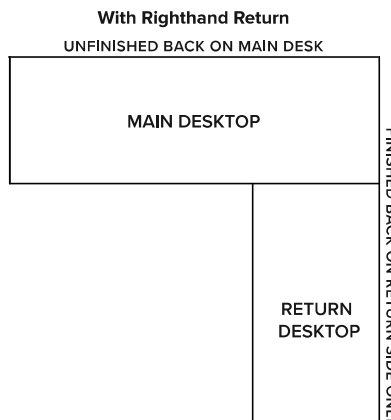
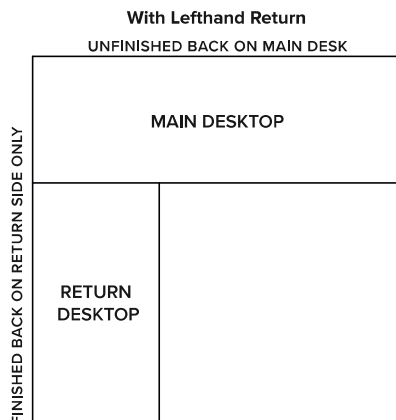
OPTIONAL UPGRADES

Corner Desk (7001)

- Locking File Drawer
- Lefthand Desk Return
- Raised Panel Sides and Back

Hutch (7002)

- LED Lighting
- Solid Wood Tongue and Groove Back
- Glass Doors
- Glass Shelves
- Raised Panel Sides



Hampton

DOUBLE PEDESTAL DESK



Shown in Cherry
with OCS 106
Acres Stain

STANDARD FEATURES

Double Pedestal Desk (7016)

- Four Divided Drawers
- Pencil Tray
- Two File Drawers
- Dovetail Drawer Boxes
- Keyboard Tray
- Two Writing Tray Pullouts
- Full Extension Ball Bearing Drawer Slides
- Desktop Grommet

Hutch (7018)

- Raised Panel Doors
- Open Center
- Adjustable Shelves

OPTIONAL UPGRADES

Double Pedestal Desk (7016)

- Locking File Drawers
- Pencil Drawer instead of Keyboard Tray
- Raised Panel Sides

Hutch (7018)

- LED Lighting
- Solid Wood Tongue and Groove Back
- Raised Panel Sides
- Glass Doors
- Glass Shelves



Hampton Hutch (7018)

60"W x 13"D x 45¾"H

Monitor Area: 24"W x 22"H.

Crown moulding protrudes an additional 3" on each side and front.



Hampton Double Pedestal Desk (7016)

62"W x 24"D x 30"H

Hampton

ADDITIONAL ACCESSORIES



5' Bookcase (7012)

Features 3 adjustable shelves. Crown moulding protrudes an additional 3" on each side and front.

36"W x 12"D x 60"H

Shown in Cherry with OCS 106 Acres.

6' Bookcase (7014)

Features 4 adjustable shelves. Crown moulding protrudes an additional 3" on each side and front.

36"W x 12"D x 72"H

Shown in Cherry with OCS 106 Acres.



Lateral File Cabinet (7008)

Stores letter or legal size files.

33"W x 25"D x 30"H

Shown in Red Oak with OCS Harvest Stain 116.



Lateral File shown with file bar system.

Harrington

OFFICE GROUP

The Harrington Office Group gives you flexibility and options to maximize your workplace.

Available in Red Oak, Cherry, Maple, or Quarter Sawn White Oak
in the stain color of your choice.



Harrington

DESK & HUTCH



Shown in Black Rubthrough on Oak with
OCS Coffee doors, top, crown, and back.

Harrington Computer Desk (6024) (A)
60"W x 24 $\frac{3}{4}$ "D x 30"H

Harrington Computer Hutch (6016) (B)
Crown moulding protrudes 2 $\frac{1}{2}$ ".
60"W x 13"D x 48"H

Bookcase Hutch (3016) (x2) (C)
Crown moulding protrudes an additional 2 $\frac{1}{2}$ ".
31"W x 13"D x 48"H

Lateral File Cabinet (3020) (D)
Stores letter or legal size files.
32"W x 24 $\frac{3}{4}$ "D x 30"H

Printer/Fax Cabinet (3024) (E)
32"W x 24 $\frac{3}{4}$ "D x 30"H

STANDARD FEATURES

Computer Desk (6024)

- Dovetail Drawer Boxes
- Two Divided Drawers
- Pencil Tray
- File Drawer
- Keyboard Tray
- Writing Tray Pullout
- CPU Storage Compartment
- Desktop Grommet
- Full Extension Ball Bearing Drawer Slides

Computer Hutch (6016)

- Open Center
- Raised Panel Doors

Bookcase Hutch (3016)

- Two adjustable shelves
- 6 Lite Glass Doors

Lateral File Cabinet (3020)

- Two dovetailed drawers

Printer/Fax Cabinet (3024)

- Raised Panel Doors
- One Adjustable Shelf
- Desktop Grommet

Optional Upgrades

Computer Desk (6024)

- Locking File Drawers

Computer Hutch (6016)

- Corkboard Back
- Solid Wood Tongue & Groove Back
- LED Lighting
- Glass Doors
- Glass Shelves

Bookcase Hutch (3016)

- Without Doors
- Solid Wood Tongue and Groove Back



Harrington

KNEEHOLE DESK & HUTCH



Shown Red oak with
OCS 112 Provincial Stain

STANDARD FEATURES

Computer Desk (6026)

- Pencil Drawer
- Two File Drawers
- Four Divided Drawers
- Desktop Grommet

Computer Hutch (6016)

- Open Center
- Raised Panel Doors

OPTIONAL UPGRADES

Computer Desk (6026)

- Keyboard Tray instead of Pencil Drawer

Computer Hutch (6016)

- Corkboard Back
- Solid Wood Tongue & Groove Back
- LED Lighting
- Glass Doors
- Glass Shelves



Harrington Kneehole Desk (6026)

62"W x 24 3/4"D x 30"H

Harrington Computer Hutch (6016)

Crown moulding protrudes 2 1/2".

60"W x 13"D x 48"H

File Storage

These file cabinets are built with dovetailed drawer boxes to last a lifetime. Featuring full extension ball bearing slides, the file frame system accommodates letter or legal files and easily adjusts between file configurations. Available in oak, cherry, maple or Qtr. sawn white oak in your choice of stain and hardware.



*Shown in Cherry
with OCS 106
Acres Stain*

FILING CABINETS

2 Drawer File Cabinet (2190)

19½"W x 24¾"D x 30"H

3 Drawer File Cabinet (3190)

19½"W x 24¾"D x 42½"H

4 Drawer File Cabinet (4190)

19½"W x 24¾"D x 54½"H

MEDIA/FILE CABINET

Shown in Cherry with OCS 106 Acres Stain



Media/File Cabinet (3044)

The two top drawers are 4" Deep. Bottom drawer stores letter or legal size files.

33"W x 24¾"D x 30"H

LATERAL FILE CABINET

Shown in Cherry with OCS 106 Acres Stain



Lateral File Cabinet (3020)

Stores Letter or Legal Size Files.

33"W x 24¾"D x 30"H



File Bar System

Chairs

* All swivel chairs have a gas cylinder height control with tension adjustment.



Zynda Desk Chair (6010)
Features gas lift and tilt lock.
Overall: 24½"w x 29"d x 42-46"h
Seat Depth 19"; Seat Width 20";
Back Height 25".

Shown in Brown Maple with Golden Brown Stain. Seat shown in Grey L/ fabric



Desk Arm Chair (DC55)
Features gas lift, tilt lock, adjustable tension tilt, knee tilt for better blood circulation in legs. Available in Oak, Brown Maple, Cherry, and Qtr Sawn White Oak.
Seat Depth 19½"; Seat Width 22";
Back Height 27".

Shown in Cherry with OCS 111 Boston and Black Leather



Houghton Arm Desk Chair (5096)
Adj. Seat Height -
17 1/2" to 21"H
19"W between Arms
Overall Max Height - 42"

Shown in Elm with OCS 113 Michael Cherry Stain and Black Leather Seat



Cascade (1126DC-L)
Available in Oak, Brown Maple, Cherry, and Qtr Sawn White Oak.
25"W x 16"D x 46"H

Shown in Red Oak with OCS 113 Michaels Cherry with Black Leather Seat

Eshton Desk Chair (5024)
Available in Oak, Brown Maple, Cherry, and Qtr Sawn White Oak
24"W x 20"D x 38"H
Seat - 18 1/2" x 17 1/2"
Seat - 18"x 19"
Seat Height - 18" - 21"
Shown in Brown Maple, Asbury stain



* All swivel chairs have a gas cylinder height control with tension adjustment.

Chairs



Clark Executive Chair (CE58)

Available in Oak, Brown Maple, Cherry, Qtr Sawn White Oak and Hickory. Gas lift, tilt lock, adjustable tension tilt for exact individual comfort. Available with Buckeye fabric or leather.

Seat Depth 20", Seat Width 20½", Back Height 29"

Shown in Brown Maple with OCS 227 Rich Cherry & Black Leather



Newport Desk Chair (1570DC-L-44)

Features leather seat and gas lift.

Seat height from 19"-22".

23"W x 22"D x 38"H

Shown in Brown Maple with OCS109 S-12 Stain



Roxbury Arm Desk Chair (8042)

24"W x 17 1/2"D x 40"-44"H

Seat - 18 1/2" x 17 1/2"

Seat Height - 19" - 23"



Newport Arm (1570AC)

Available in Oak, Brown Maple, Cherry, and Qtr Sawn White Oak.

17"W x 17"D x 38"H

Shown in Brown Maple with OCS 228 Rich Tobacco

Newport Side (1570SC)

Available in Oak, Brown Maple, Cherry, and Qtr Sawn White Oak.

17"W x 17"D x 38"H

Shown in Brown Maple with OCS 228 Rich Tobacco



Finishes

MAPLE STAINS



OCS 104 Seely



OCS 116 Harvest



OCS 225
Mission Maple



OCS 113
Michaels



OCS 226 Coffee



OCS 227 Rich
Cherry



OCS 228 Rich
Tobacco



Dark Knight



Antique Slate

BROWN MAPLE STAINS

with Old World Distressing



Antique
Slate



Dark
Knight



Coffee



Michaels

TIGER MAPLE



OCS 113
Michaels



Asbury

CHERRY STAINS



OCS 116 Harvest



OCS 106 Acres
Cherry



OCS 229 Bing
Cherry



OCS 104 Seely



Nutmeg



Tavern



OCS 228 Rich
Tobacco



Dark Knight



Smoke

CHERRY STAINS

with Old World Distressing



Malagunania



Nutmeg



Acres



Kona

PAINT COLORS

with Old World Distressing



Antique
White



Chelsea
Gray



Pearl

Finishes

RED OAK STAINS



RED OAK STAINS

with Old World Distressing



QTR. SAWN WHITE OAK

with Old World Distressing




HICKORY STAINS



QTR. SAWN WHITE OAK



PAINT COLORS



WE CAN FINISH IN
ANY OF THE OCS &
PREMIER COLLECTION
COLORS.


Finishes

Finishing

LuxWood finishes are created with both beauty and longevity in mind. Our furniture undergoes a minimum of a 6 step finishing process that allows the natural splendor of the wood to shine through while protecting it from scuffs, dents, moisture and household chemicals. Our finish choices allow you to create anything from a clear, natural wood look to a one-of-a-kind weathered heirloom appearance.

Character Finish

These artful combinations of durable finishing and authentic hand craftsmanship create beautiful aged-looking finishes. Each of our distressed finishes begin with one of our standard stain colors. It is accented with a variety of character effects and complimented by a hand-rubbed glaze in a flat sheen topcoat. Different looks are achieved by combining various effects. See the effects listed below to choose between the Standard or Old World Distressing.



LIGHT DISTRESSING


Our Light Distressing Includes:

A. Worm Holes - A specific type of physical distressing that mimics naturally produced worm holes seen in old wood.

B. Round-Over - Light sanding over corners and edges to soften them, creating an aged and weathered appearance.

C. Hand Rubbed Glazes - An added layer of beauty that accents your furniture's character marks. The glaze leaves a delicate coating over the entire surface. It adheres more visibly to corners, profile edges and detail areas

Conversion Varnish - High quality conversion varnish top coat.



OLD WORLD DISTRESSING

A. Worm Holes, B. Round-Over, C. Hand Rubbed Glazes & Conversion Varnish

D. Artist's Marks - Impacting the furniture surface with various tools to reproduce wear, split marks, and other signs of age and weather.

E. Simulated Cracks - Marks get cut into the wood in various ways as to simulate loose joints and splits in the wood.

F. Natural Character - Small knots, mineral and sap may be left in the wood to add to the beauty of this aged look.

G. Burnished Edges - Certain edges get lightly burnished to help create that old darkened, worn edge look.

Hardware

FORGINGS III



A4424-ORB
Oil Rubbed Bronze
3" C/C

A4425-ORB
Oil Rubbed Bronze
1 1/4" DIA



A4424-RBZ
Rustic Bronze
3" C/C

A4425-RBZ
Rustic Bronze
1 1/4" DIA



A4424-WI
Wrought Iron
3" C/C

A4425-WI
Wrought Iron
1 1/4" DIA



HH4424-BL
Matte Black
3" C/C

HH4425-BL
Matte Black
1 1/4" DIA

ANNADALE



435-96BNBDL
Brushed Pewter
96mm C/C

435-BNBDL
Oil Rubbed Bronze
1 1/4" SQ



435-96DACM
Gun Metal
96mm C/C

435-DACM
Gun Metal
1 1/4" SQ



435-96DBAC
Brushed Oil Rubbed Bronze
96mm C/C

435-DBAC
Brushed Oil Rubbed Bronze
1 1/4" SQ



435-96SN
Satin Nickel
96mm C/C

435-SN
Satin Nickel
1 1/4" SQ

SONOMA



4128-MB
Matte Black
54" C/C, 6 5/16" L

431-MB
Matte Black
1 1/4" DIA



4160-MB
Matte Black
6 1/4" C/C, 8" L

431-MB
Matte Black
1 1/4" DIA

IRON FORGE



K558-BL
Matte Black
96mm, 6" L



K558-SI
Swedish Iron
96mm, 6" L

TAHOE



602-96BLK
Black
96mm C/C

602S-BLK
Black
1 1/4" SQ



602-96DMAC
Distressed Oil Rubbed Bronze
96mm C/C

602S-DMAC
Distressed Oil Rubbed Bronze
1 1/4" SQ



602-96SIM
Distressed Antique Silver
96mm C/C

602S-SIM
Distressed Antique Silver
1 1/4" SQ

DELGADO



K519-96ABS
Brushed Antique English
96mm C/C

K519-ABS
Brushed Antique English
1 1/2" L



K519-96DBN
Antique Pewter
96mm C/C

K519-DBN
Antique Pewter
1 1/2" L



K519-96SN
Satin Nickel
96mm C/C

K519-SN
Satin Nickel
1 1/2" L

Hardware

ASHER



193-3-BNBDL
3" C/C, 3¼"L



193-128-SN
5" C/C, 5¼"L



193-128-BNBDL
5" C/C, 5¼"L



193-160-SN
6¼" C/C, 6 9/16"L

ROWVILLE



K3235-96-BRN
Brushed Nickel
96mm, 5 1/8"L



K3235-96-BL
Matte Black
96mm, 5 1/8"L



K3235-96-ORB
Oil Rubbed Bronze
96mm, 5 1/8"L



K3235-128-BRN
Brushed Nickel
128mm, 6 3/8"L



K3235-128-BL
Matte Black
128mm, 6 3/8"L



K3235-128-ORB
Oil Rubbed Bronze
128mm, 6 3/8"L

BREMEN



K527-ABMD
Antique Brass
96mm C/C



K117-ABMD
Antique Brass
1¼" DIA



K527-DACM
Black Iron
96mm C/C



K117-DACM
Black Iron
1¼" DIA



K527-DBAC
Dark Brushed
Antique Copper
96mm C/C



K117-DBAC
Dark Brushed
Antique Copper
1¼" DIA



K527-SIM
Pewter
96mm C/C



K117-SIM
Pewter
1¼" DIA

INSPIRATION I



A1590-G10
Satin Nickel
3" C/C



A1586-G10
Satin Nickel
1 3/8" DIA



A1590-ORB
Oil Rubbed
Bronze
3" C/C



A1586-ORB
Oil Rubbed
Bronze
1 3/8" DIA



A1590-WN
Weathered
Nickel
3" C/C



A1586-WN
Weathered
Nickel
1 3/8" DIA

HUDSON



650-96BNBDL
Brushed Pewter
96mm C/C



650-BNBDL
Brushed Pewter
1 7/8" DIA



650-96DBAC
Dark Brushed
Antique Copper
96mm C/C



650-DBAC
Dark Brushed
Antique Copper
1 7/8" DIA



650-96SN
Satin Nickel
96mm C/C



650-SN
Satin Nickel
1 7/8" DIA

Hardware

FLORENCE



K2981-SN
Brushed Nickel
3" C/C

K2980-SN
Brushed Nickel
1 1/4" DIA

K2981-DBAC
Dark Brushed
Antique Copper
3" C/C

K2980-DBAC
Dark Brushed
Antique Copper
1 1/4" DIA

K2981-AB
Antique English
3" C/C

K2980-AB
Antique English
1 1/4" DIA

K2981-ORB
Oil Rubbed
Bronze
3" C/C

K2980-ORB
Oil Rubbed
Bronze
1 1/4" DIA

K2981-DACM
Dark Copper
Machine
3" C/C

K2980-DACM
Dark Copper
Machine
1 1/4" DIA

WESTBURY




K3899-DBAC
Dark Brushed
Antique Copper
3" C/C

K3898-DBAC
Dark Brushed
Antique Copper
1 1/4" DIA

K3899-DBN
Bright Nickel
Brushed Dull
3" C/C

K3898-DBN
Bright Nickel
Brushed Dull
1 1/4" DIA

KANE



A53701-WN
Weathered Nickel
3" C/C

A53700-WN
Weathered
Nickel
1 1/8" DIA

A53701-ORB
Oil Rubbed
Bronze
3" C/C

A53700-ORB
Oil Rubbed
Bronze
1 1/8" DIA

REFINED MISSION



D521-BL
Black
3" C/C

D523-BL
Black
1 1/8" DIA

D521-SN
Brushed Nickel
3" C/C

D523-SN
Brushed Nickel
1 1/8" DIA

D521-W
Wrought Iron
3" C/C

D523-W
Wrought Iron
1 1/8" DIA

DENALI

*Also available in Satin Nickel (SN)
& Honey Bronzed (HB)



K773-SAB*
Sable
96mm, 5/4"L

K4618-SAB*
Sable
1" x 3 3/4"
1" DIA, Backplate 7/8" x 3"

TRADITIONAL MISSION



D529-A
Black
3 3/4" x 2",
3" C/C

D527-A
Black
1" x 3 3/4"
2 1/4" C/C

D529-AE
Antique English
3 3/4" x 2",
3" C/C

D527-AE
Antique English
1" x 3 3/4"
2 1/4" C/C

D529-B
Pewter
3 3/4" x 2", 3" C/C

D527-B
Pewter
1" x 3 3/4"
2 1/4" C/C

FACTOR

(Knob #36780-FB not shown)



36781-FB*
Matte Black
96mm, 4-5/16"L

36782-FB*
Matte Black
128mm, 5-9/16"L

36783-FB*
Matte Black
192mm, 8-1/8"L

WOODEN PULLS & KNOBS

AVAILABLE IN OAK & CHERRY



BBW-5
Wooden Pull

K40-B
Wooden Knob

BBW-5A
Wooden Pull

K45-B
Wooden Knob

*Also available in Champagne Bronze (CZ) & Satin Nickel (G10)



Luxwood Warranty

Cedar Ridge Furniture warrants its Furniture products by providing a 10 year limited warranty to the original purchaser. Should any of our furniture products fail due to defects in material or workmanship under normal use within this period, Cedar Ridge Furniture will at its own discretion, repair or replace the defective part. This warranty is not transferable.

This warranty does not cover products which are misused, abused, mishandled, improperly installed, improperly stored, changed, modified, or are subject to extreme temperatures or extreme moisture levels. This warranty is not valid for products used for any purpose other than the purpose for which they were originally intended.

This warranty does not cover the cost of installation, removal, subsequent damage, or transportation of the defective product regardless of whether work was performed by a contractor, service company or yourself.

Variations in color and grain patterns are a natural characteristic of wood. Color changes may occur as a result of aging, exposure to light, heat, and other natural and chemical elements. Color variations and changes are not covered by this warranty.

To submit a claim under this warranty, contact the nearest Cedar Ridge Furniture retailer, or send a letter explaining the defect, with a dated sales receipt as proof of purchase to:

Attn: Claims Department
Cedar Ridge Furniture
112 Maxwell Hill Rd. Morgantown, PA 19543

LUXWOOD FURNITURE *Care Guide*

Protecting Your Investment

Your fine furniture represents an investment, and protecting your investment by caring for it properly ensures years - perhaps generations - of heirloom-quality beauty and use. Read on to learn the simple, yet important steps necessary to keep your high-end wood furniture as beautiful in the future as it is the day it's delivered to your home.

Conversion Varnish Versus Lacquer

LuxWood's craftsmen finish their office furniture with conversion varnish, rather than with less-expensive, lower-quality lacquer, which is routinely used on inferior, mass-produced furniture. Conversion varnish offers far superior results, providing a much greater hardness that makes it more difficult to scratch as well as giving the wood a greater resistance than does lacquer to moisture and substances such as ketchup, mustard, vinegar, lemon juice and many others. Please remember, however, that although a conversion-varnish finish is scratch and mar-resistant, and not nearly as susceptible to water damage as other finishes, it does still require proper care.

Fine Furniture Dos & Don'ts

- Do limit direct sunlight on your wood furniture. Place your furniture away from (especially) west-facing windows, most importantly during the afternoon, when the sun's UV rays are at their strongest, or make sure you close your drapes or curtains at this time of day.
- Do ensure that humidity levels in rooms in which your wood furniture is kept are not too high or too low. Humidity can cause wood furniture to warp, while aridity (hot, dry air) can cause cracking and splitting; so if necessary, keeping humidity between 40%-45% by utilizing a humidifier during very dry weather (such as in the winter, when heating dries out the air) and a dehumidifier in warm, damp weather, such as in the summertime.
- Do position wood furniture away from heat sources such as fireplaces, wood stoves, radiators, heating vents and/or ducts.
- Do avoid excessive waxing (polishing) and never use products that contain silicones, as these can damage the conversion-varnish finish. Once or twice a month with a high-quality product (such as Guardsman Wood Polish) should suffice; otherwise, you are "polishing the polish" and thus merely rubbing dust and dirt into the finish. Instead, clean your furniture occasionally with an unsoiled, barely damp cloth (old tee shirts, cloth diapers or other cotton items work wonderfully!) followed immediately by a dry cloth. To clean deeper, add a drop or two of very mild dishwashing soap (avoid silicone oils or any ammonia-based cleaners), to a dampened cloth, making sure all soap is removed by going over it with another clean (soapless), slightly moist cloth and finally with the dry cloth.
- Do dust often - once a week, preferably - as dust may contain abrasive particles that can possibly damage the finish if left to accumulate. Again, use a soft, clean (dry) cloth and follow the grain of the wood as you wipe across it.
- Do make sure that any damp, printed material, such as newspapers, magazines and even plastic bags with print on them do not remain on the surface of your fine wood furniture long enough to transfer ink or dye into the finish. This can occur not only, for instance, if these items have been brought in after a rain shower or have gotten wet by some other means, but even if the room has high humidity. If this does occur, immediately remove the items and dry the area with a clean cotton cloth.
- Do keep your high-end furniture away from tobacco smoke. You may not detect a problem immediately; however, over time, smoke particulates build up on the surface of the wood and add a yellowish tinge to the finish.
- Don't use any cleaning product on wood furniture that contains bleach. Bleach does to furniture what it does to your clothes: removes color. Your LuxWood wood furniture features beautiful, hand applied stains carefully selected by you and matched to your choice of wood, so bleaching would serve only to defeat the purpose of this beautiful, added value feature. Bleach also damages the conversion varnish in addition to reversing the benefits of any wax or polish you may have previously used.
- Don't use abrasive-type cleansers. Products containing them will scratch and mar the finish of even the most durably finished furniture.
- Don't allow ammonia to come into contact with fine wood furniture. It can cause oak to blacken and yellowing of painted furniture.
- Don't allow drinks to set down on furniture without a coaster and make sure the coasters have a non-scratching bottom surface.
- Don't set objects that are hot or cold or that have sharp edges on surface of wood furniture without a pad beneath them.

Although conversion-varnish finish is notably tough and durable, it is not indestructible. Our craftsmen utilize this particular type of wood finish specifically because of its superior hardness and mar-resistant qualities; however even furniture finished with conversion-varnish must be cared for properly and can still be scratched and damaged, so attention should be taken in its upkeep and care.

One more thing...

A conversion varnish finish requires at least a month from its application, along with consistent temperatures of at least 70° Fahrenheit, for its qualities to achieve their maximum protection, performance and effect. Because your LuxWood furniture is never mass-produced, but handcrafted at the time it is ordered and shipped immediately upon completion, please use extra caution in its care for the first few weeks (at least 30 days) that you have it in your possession - and then, following the above fine-furniture care advice, enjoy your investment of the finest-quality furniture available, handcrafted and proudly made in the USA!



Authorized Dealer

Carefully crafted
with you in mind